


12W Series Wall Mount Universal Switching Power Supply



Model	Input	Output
GFP121 Series  Meets CEC (California Energy Commission) requirements	AC90V~264V	3V/2A
		3.3V/2A
		5V/2A
		6V/2A
		9V/1.3A
		10V/1.2A
		12V/1A
		15V/0.8A

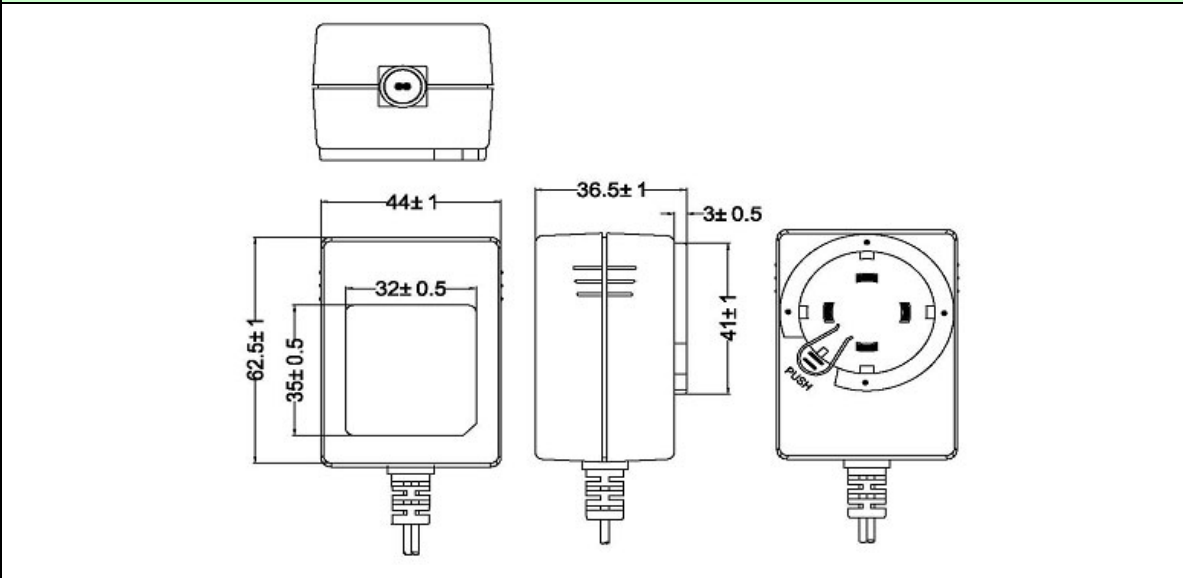
Safety
UL/CUL, CE, FCC

Input /Output Specification				
ITEM	SPECIFICATION	MIN	TYP.	MAX
Input Voltage	Single Phase (Unit: VAC)	100		240
Input Voltage Range	Single Phase (Unit: VAC)	90		264
Input Frequency	Single Phase (Unit: Hz)	47	50/60	63
Input Current	Typical Input Voltage & Output at Full Road (Unit: mA)			300
Ac Inrush Current	Typical Input Voltage & Output at Full Road, 25°C			30A
Efficiency	Typical Input Voltage & Output at Full Road	71%		
Output Power	12W			
Output Voltage	3V-15V			
Over Voltage Protection	120%min			
Over Current Protection	120%min			
Short Protection	Auto Recovery			
Load Regulation	±5%			

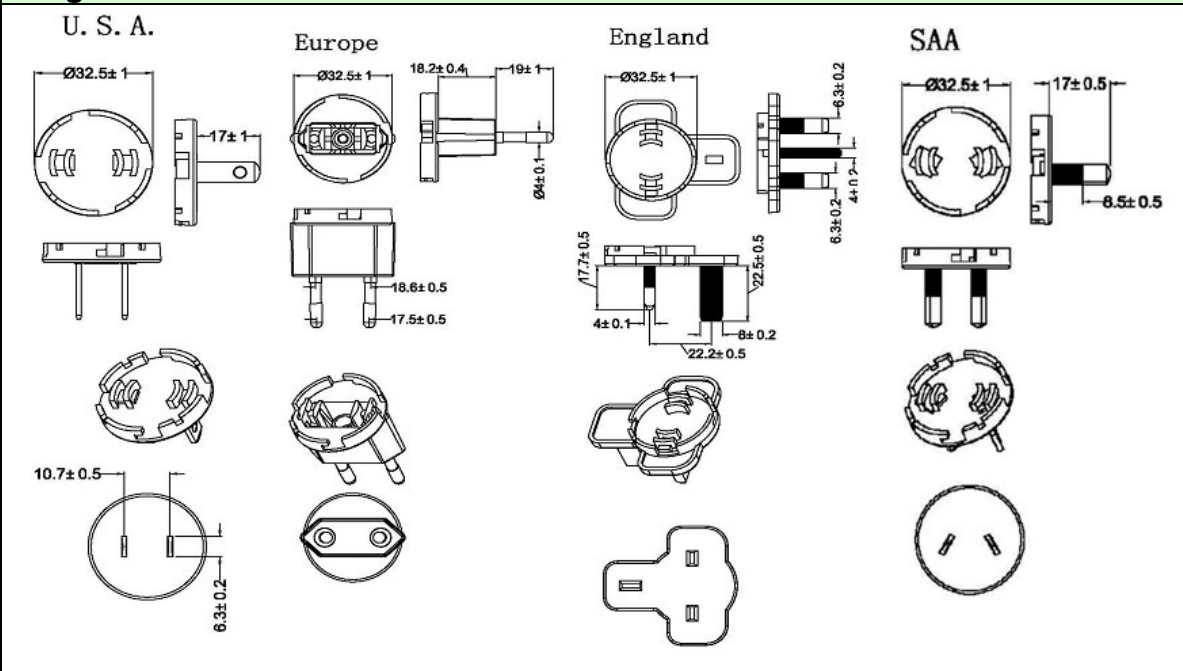
General Specification

Operating Temp	0°C~40°C
Storage Temp	-20°~85°C
Operating Relative Humidity	5~95%RH
WithStanding Voltage	AC 3000V(Min), 5mA(Max)
Insulation Resistance	DC 500V 100MΩ(Min)

Dimension



Plug Dimension



North America Office:
L.Q.P. Enterprises Co., LTD.
 175-5489 Byrne Road,
 Burnaby, B.C. V5J 3J1 Canada
 TEL: (604)451-7899 FAX: (604)451-7858
 www.LeadingQP.com, www.LQP.ca