

AQualities

1	12Vdc 1.5A, 18W Wall mount power supply	Transformers & Coils
	Power Adaptors	Assembly Cables
	Headsets	USB Cables

Specification & Test Report

Customer:

Model: **SWPP-12001500-US (12Vdc/1.5A, 18W)** with RoHS, Efficiency Level V regulation and FCC certification.

Parts No:

Date: June 12, 2012

Revision: A2


L. Q. P. Enterprise Co., Ltd.

175 – 5489 Byrne Rd.,

Burnaby, B.C. V5J 3J1 Canada

Tel: (604)451-7899 Fax: (604)451-7858

www.Leadingqp.com www.Aqualities.com



[Leading Quality Products](http://www.Leadingqp.com)

1.INPUT REQUIREMENT

2.OUTPUT SPECIFICATION

3.MECHANICAL

4.RELIABILITY

5.ENVIRONMENT

6.OUTLOOKING

7.SAFETY

8.QC CHECK

9.DIMENSION

10.LABEL

11.PACKING

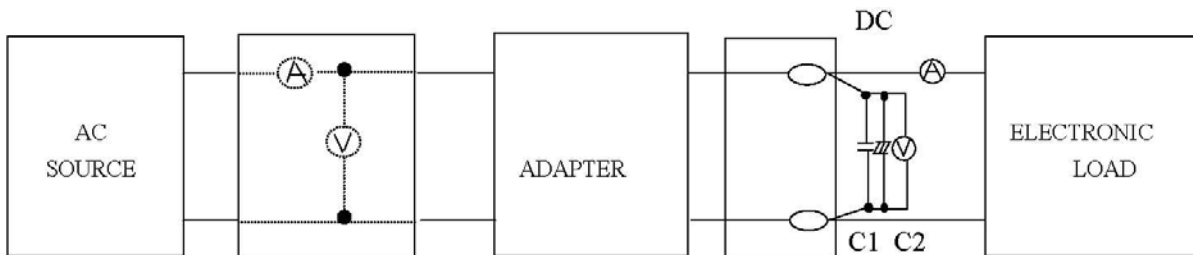
1.INPUT REQUIREMENT

ITEM	SPECIFICATION	MIN	TYP.	MAX
NORMAL AC INPUT VOLTAGE	SINGLE PHASE	100Vac	110Vac/220Vac	240Vac
AC INPUT VOLTAGE RANGE	SINGLE PHASE	90Vac	110Vac/220Vac	264Vac
AC INPUT FREQUENCY	SINGLE PHASE	47Hz	50/60Hz	63Hz
AC INPUT CURRENT	TYPICAL INPUT VOLTAGE& OUTPUT AT FULL LOAD.			250mA
AC INRUSH CURRENT	TYPICAL INPUT VOLTAGE& OUTPUT AT FULL LOAD , 25°C.			30A
EFFICIENCY	TYPICAL INPUT VOLTAGE& OUTPUT AT FULL LOAD	76.0%		

2.OUTPUT SPECIFICATION

ITEM	SPECIFICATION	MIN	TYP.	MAX
NORMAL DC OUTPUT VOLTAGE			12Vdc	
DC OUTPUT VOLTAGE RANGE	TYPICAL OUTPUT VOLTAGE ±5%	11.4V		12.6V
LOAD CURRENT RANGE		0.1A		1.5A
PEAK LOAD CURRENT	TIME<60S			2.0A
RIPPLE	TYPICAL INPUT VOLTAGE , TYPICAL LOAD CURRENT , 25°C			120mV
HOLD-UP TIME	AT TYPICAL INPUT VOLTAGE AND FULL LOAD	10mS		
TURN-ON DELAY	TYPICAL INPUT VOLTAGE AND TYPICAL LOAD CURRENT			1S
OVER CURRENT PROTECTION	AUTO RECOVERY			
SHORT CIRCUIT PROTECTRON	THE ADAPTER SHALL NOT DAMAGE BY SHORT THE DC OUTPUT TO GROUND			
OVER VOLTAGE PROTECTION			13.8V	18V

***TEST MEASURES**



C1: 0.1uF CERAMICS CAPACITOR
 C2: 10uF 50V ALUMINUM CAPACITOR

3.MECHANICAL

ITEM	SPECIFICATION OR TEST CONDITION	ACCEPTANCE CRITERIA
BENDING TEST	NORMAL TEMPERATURE THE CORD SHALL WITHSTAND WEIGHT OF 200g, SWINGING FROM LEFT TO RIGHT AT AN ANGLE OF 60 DEG. 1000CYCLE TIMES MIN. S/R SHALL WITHSTAND WEIGHT OF 1N. SWINGING FROM LEFT TO RIGHT AT AN ANGLE OF 60DEG. 1000CYCLE TIMES MIN. BENDING SPEED 40CYCLE/MINUTE	NO SHORT CIRCUIT NO BREAKAGE OF THE CORD
VIBRATION	FREQUENCY RANGE:10~55Hz AMPLITUDE:1.5mm ACCELERATION: 1G SWEEP 1 MINUTE FOR X,Y,Z,AXIS EACH	THERE SHALL BENO ABNORMALITY ON THE APPEARNCE STRUCTURE AND OPERATING

4.RELIABILITY

ITEM	TEST CONDITION	ACCEPTANCE CRITERIA
TEMPERATURE UP WITH TYPICAL LOAD	TEST AT SURFACE OF THE CASE WITH TYPICAL AC INPUT AND TYPICAL LOAD IN OUTPUT 50/60Hz	TEMPERATURE UP UNDER 35 DEGREES
HI-POT TEST	INPUT TO OUTPUT 3000Vac 3 SECONDS 5mA	NO DAMAGE
MTBF	TYPICAL INPUT&FULL LOAD , 25°C	30000 HOURS
Warranty	TYPICAL INPUT&FULL LOAD, 35°C	1YEARS
LIFE	TYPICAL INPUT&FULL LOAD, 40°C TYPICAL INPUT&FULL LOAD, 25°C	1YEARS ABOVE 2YEARS ABOVE
BURN-IN	AT 30°C(±10°C),NORMAL INPUT VOLTAGE	2~4 HOURS

5.ENVIRONMENT

ITEM	SPECIFICATION OR TEST CONDITION	min.	typ.	max.
OPERATING TEMPERATURE		0°C		40°C
STORAGE TEMPERATURE		-20°C		85°C
OPERATING HUMIDITY	NON-CONDENSING	5%RH		90%RH
STORAGE HUMIDITY	NON-CONDENSING	5%RH		90%RH

6.OUTLOOKING

DIMENSION : 70mm(L) x40.5mm(W) x 3 ROHS Compliant
 WEIGHT :ABOUT 100g
 AC INPUT TYPE : WALL MOUNT
 DC OUTPUT TYPE : 5.5x2.1x11 S TYPE 音叉勾槽



DC OUTPUT CABLE :UL2468 22AWG 1.5m long ROHS Compliant
 INDICATION :LABEL ROHS Compliant
 CASE MATERIAL :94V-0 ABS+PC ROHS Compliant
 PCB MATERIAL :94V-0 ROHS Compliant

7.SAFETY

COMPLY SAFETY STANDARDS	STANDARD	FILE NO.
UL/cUL	EN60950	E333054

FCC CE
EMI/EMI: EN 55022

EN55022,1992,Class B for radiated and conducted emissions.

EN61000-4-11: 1/2 cycle at AC mains frequency per 10 half cycles for 25 repetitions at full rated load and AC m

Pass/Fail Criterion: Pass if output stays within specifications.

IEC61000-4-5: Differential Mode ±2kV (2 ohms);

Common Mode ±4kV (12 ohms);

L-N: 2kV/2 ohms; L-PE: 4kV/12 ohms; N-PE: 4kV/12 ohms; L,N-PE: 4kV/12 ohms

Note: PE is defined as outside of DC barrel connector

Pass/Fail Criterion: No Permanent Damage

IEC61000-3-2

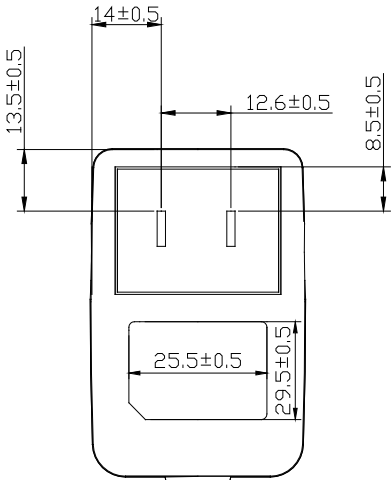
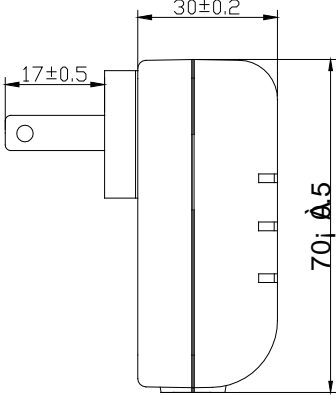
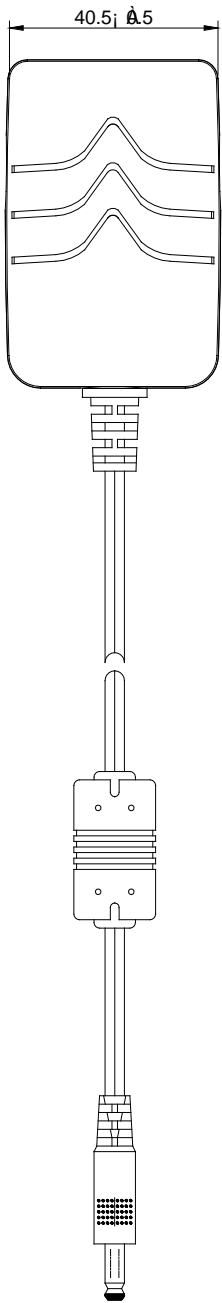
IEC61000-4-5: Differential Mode ±2kV (2 ohms);

8.QC CHECK

ALL OF THE QUANTITY SHALL BE CHECKED BEFORE SHIPMENT,CHECK ITEM AS BELOW:

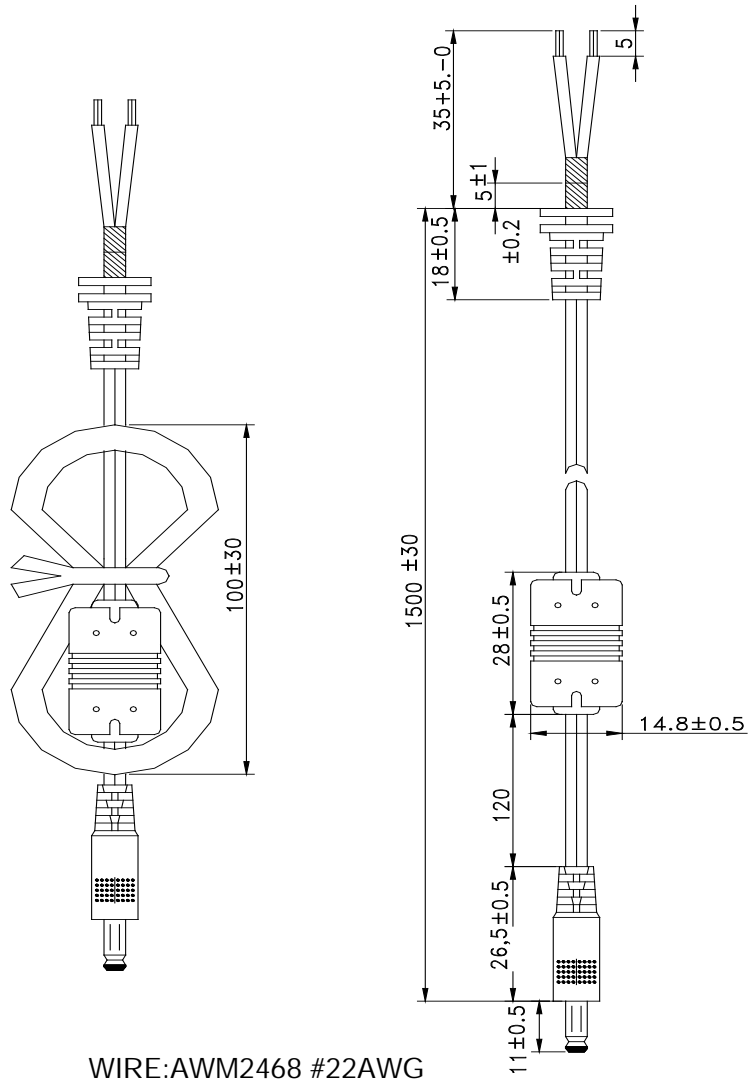
- (1)DC PLUG POLE CHECK
- (2)OCP FUNCTION CHECK
- (3)DC OUTPUT VOLTAGE CHECK
- (4)HIPOT&INSULATION CHECK
- (5)OUTLOOKING CHECK

Production of appearance drawing(black):



COLOR:BLACK

DC CORD DRAWING(BLACK):



WIRE:AWM2468 #22AWG
 DC PLUG: $\phi 5.5*2.1*11$ mm CAN SELECT
 POLARITY:CENTER POSITIVE CAN SELECT
 CENTER NEGATIVE
 COLOR:BLACK

LABEL DRAWING:

26x29.5

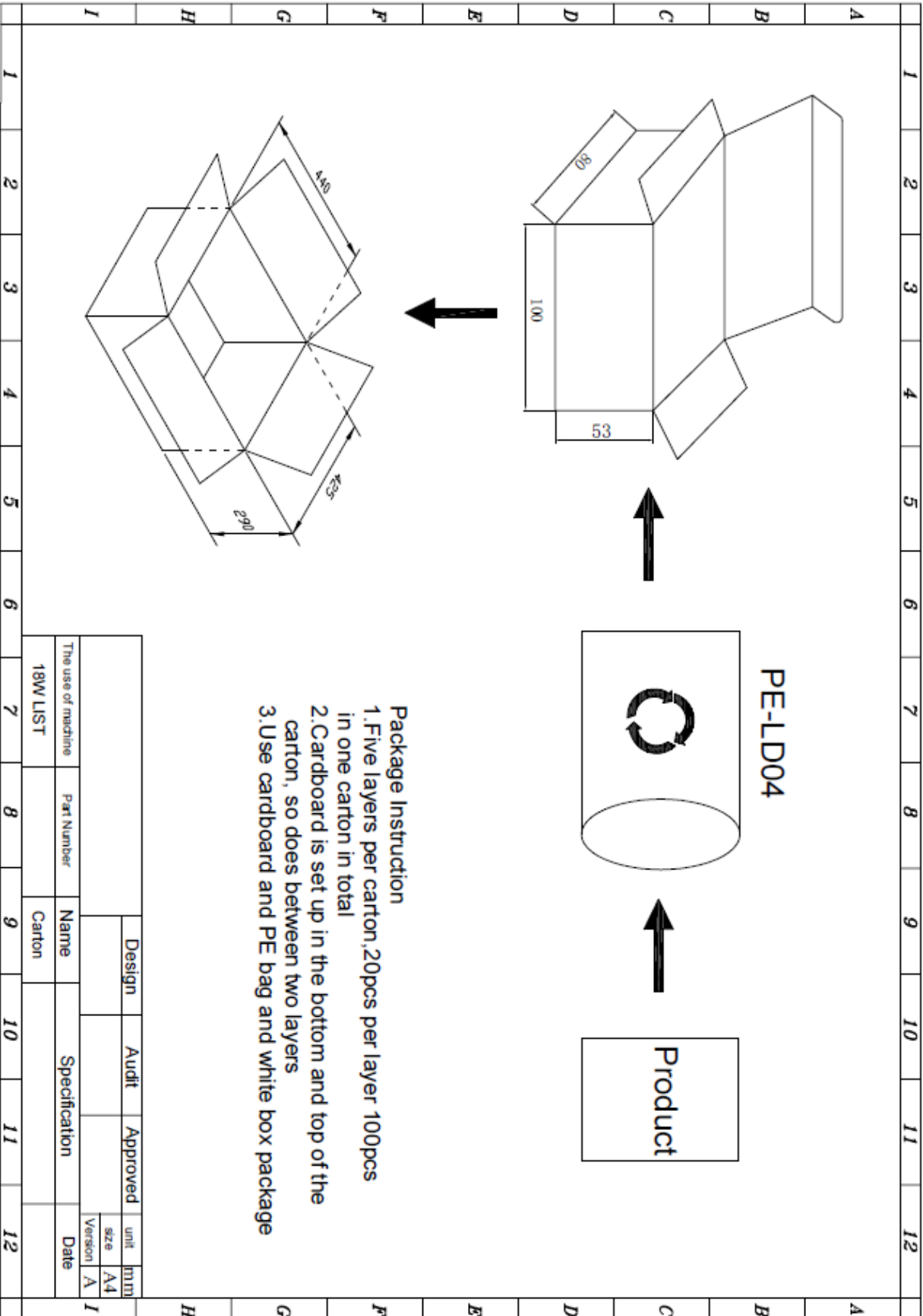


Back Color :Black

Word Color: White

- * Please Advise If Any Comments About The Name Plate Information.
Otherwise, This Information Is Defaulted As Customer Approval,
And Will Be Applied To Production .

PACKING:



- Package Instruction**
1. Five layers per carton, 20pcs per layer 100pcs in one carton in total
 2. Cardboard is set up in the bottom and top of the carton, so does between two layers
 3. Use cardboard and PE bag and white box package

The use of machine	Part Number	Design	Audit	Approved	unit	mm
		Name	Specification		size	A4
18W LIST		Carton			Version	A
					Date	