


45W Series Wall Mount Universal Switching Power Supply



Model	Input	Output
GFP451 Series  Meets CEC (California Energy Commission) requirements	AC90V~264V	12V/3.8A
		15V/3A
		16V/2.8A
		19V/2.3A
		19.5V/2.3A
		24V/1.9A

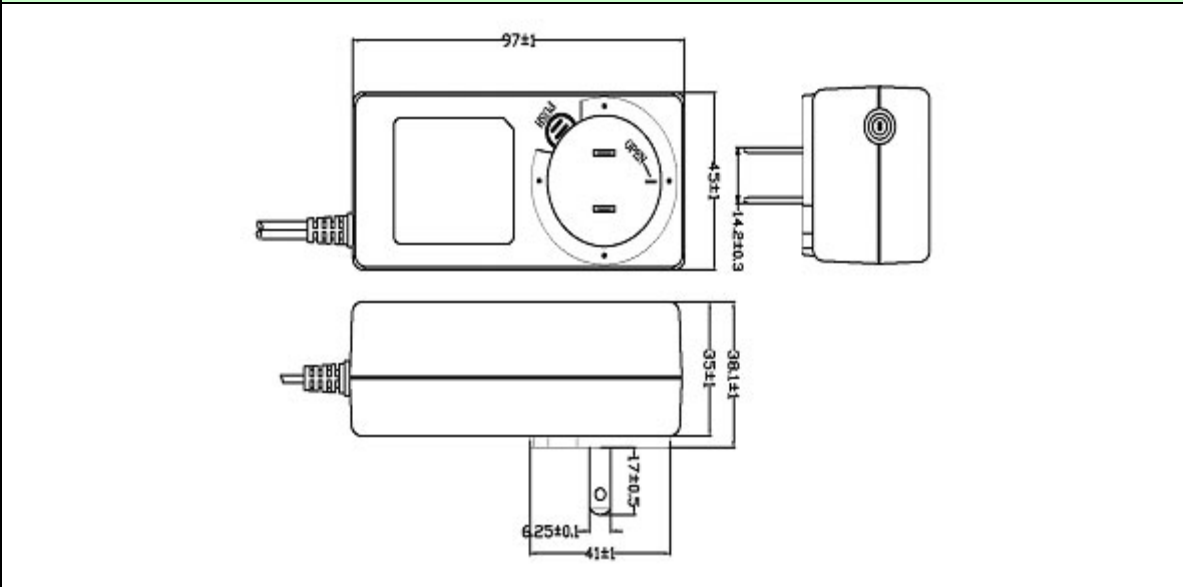
Safety
UL/CUL, CE, FCC

Input /Output Specification				
ITEM	SPECIFICATION	MIN	TYP.	MAX
Input Voltage	Single Phase (Unit: VAC)	100		240
Input Voltage Range	Single Phase (Unit: VAC)	90		264
Input Frequency	Single Phase (Unit: Hz)	47	50/60	63
Input Current	Typical Input Voltage & Output at Full Road (Unit: mA)			1200
Ac Inrush Current	Typical Input Voltage & Output at Full Road, 25°C			60A
Efficiency	Typical Input Voltage & Output at Full Road	89%		
Output Power	45W			
Output Voltage	12V-24V			
Over Voltage Protection	120%min			
Over Current Protection	120%min			
Short Protection	Auto Recovery			
Load Regulation	±5%			

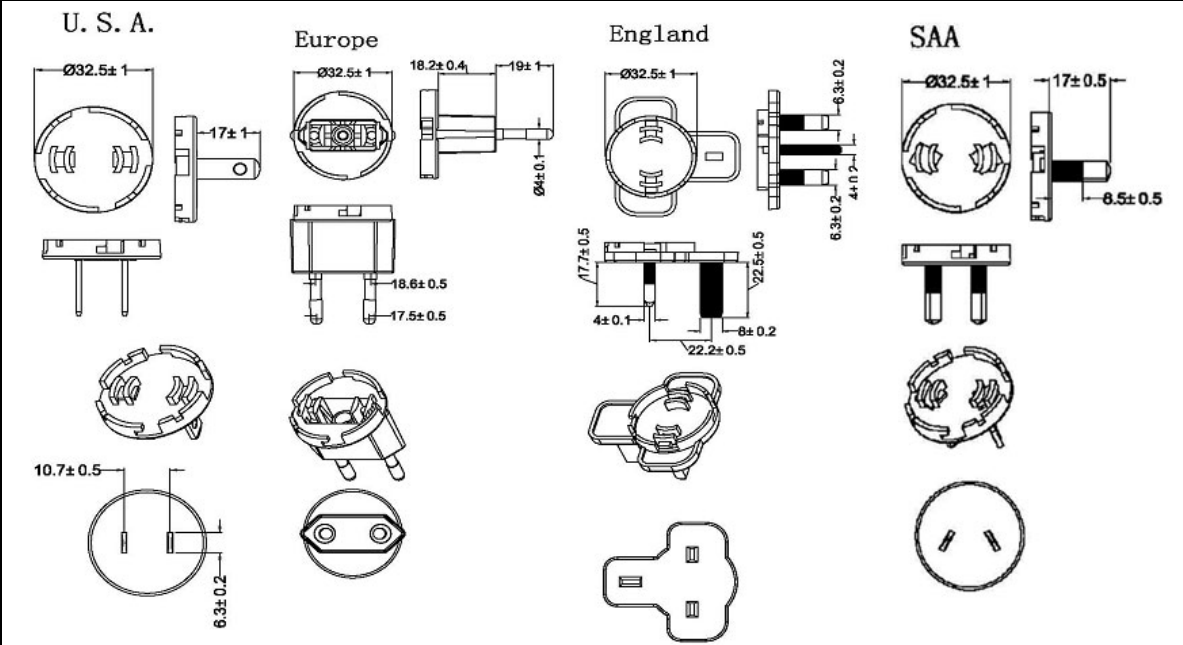
General Specification

Operating Temp	0°C~40°C
Storage Temp	-20°~85°C
Operating Relative Humidity	5~95%RH
WithStanding Voltage	AC 3000V(Min), 5mA(Max)
Insulation Resistance	DC 500V 100MΩ(Min)

Dimension



Plug Dimension



North America Office:
L.Q.P. Enterprises Co., LTD.
 175-5489 Byrne Road,
 Burnaby, B.C. V5J 3J1 Canada
 TEL: (604)451-7899 FAX: (604)451-7858
www.LeadingQP.com, www.LQP.ca