


## 5/6W Series Wall Mount Universal Switching Power Supply



Model	Input	Output
GFP051 Series  Meets CEC (California Energy Commission) Requirements	AC90V~264V	3V/1.5A/2A
		3.3V/1.5A/2A
		4.2V/0.7A/1.2A
		4.5V/0.5A/1A
		5V/0.5A/1A
		6V/0.5A
		7.5V/0.8A
		9V/0.65A
		12V/0.5A
		15V/0.4A
24V/0.25A		

### Safety

UL/CUL, CE, FCC

### Input /Output Specification

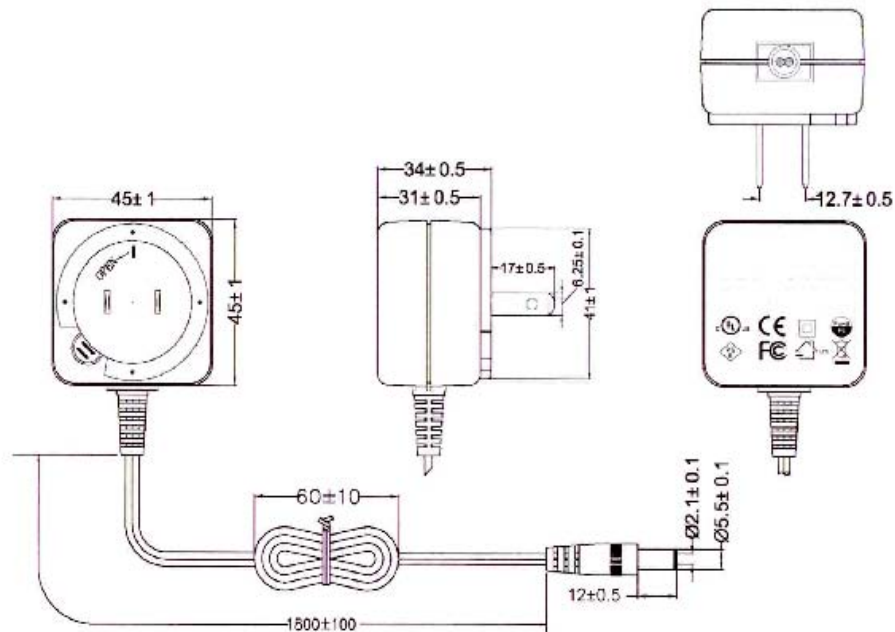
ITEM	SPECIFICATION	MIN	TYP.	MAX
Input Voltage	Single Phase (Unit: VAC)	100		240
Input Voltage Range	Single Phase (Unit: VAC)	90		264
Input Frequency	Single Phase (Unit: Hz)	47	50/60	63
Input Current	Typical Input Voltage & Output at Full Road (Unit: mA)			300
Ac Inrush Current	Typical Input Voltage & Output at Full Road, 25°C			30A
Efficiency	Typical Input Voltage & Output at Full Road	75%		
Output Power	5/6W			

Output Voltage	3V-24V			
Over Voltage Protection	120%min			
Over Current Protection	120%min			
Short Protection	Auto Recovery			
Load Regulation	±5%			

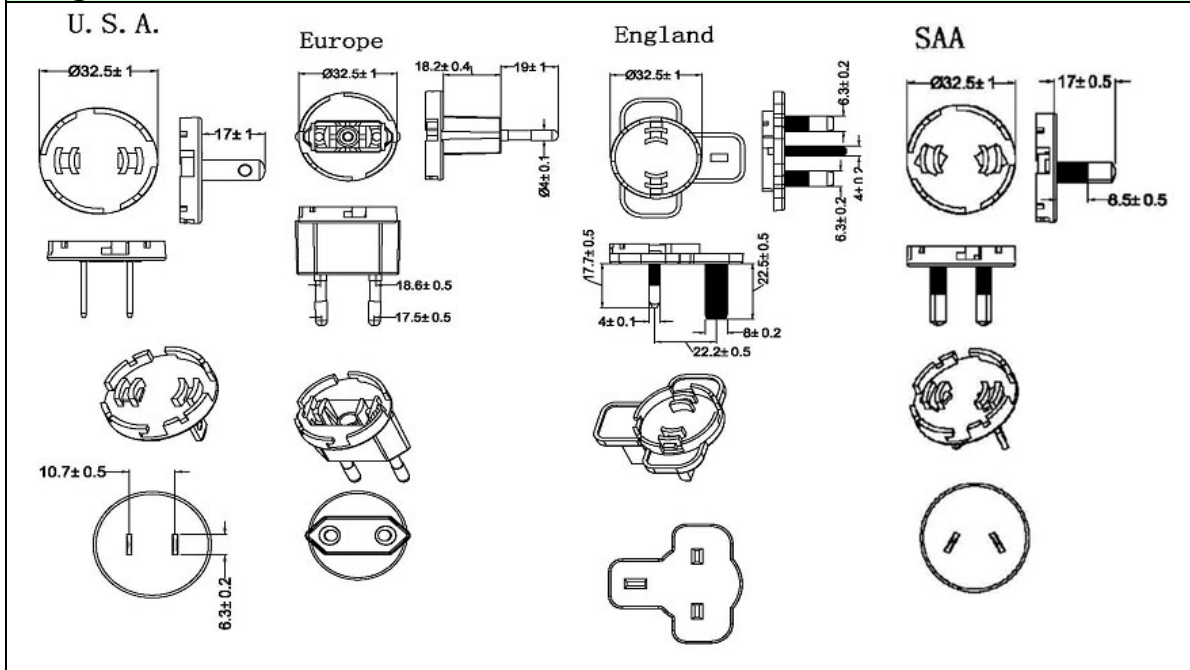
### General Specification

Operating Temp	0°C~40°C
Storage Temp	-20°~85°C
Operating Relative Humidity	5~95%RH
With Standing Voltage	AC 3000V(Min), 5mA(Max)
Insulation Resistance	DC 500V 100MΩ(Min)

### Dimension



## Plug Dimension



North America Office:  
**L.Q.P. Enterprises Co., LTD.**  
 175-5489 Byrne Road,  
 Burnaby, B.C. V5J 3J1 Canada  
 TEL: (604)451-7899 FAX: (604)451-7858  
[www.LeadingQP.com](http://www.LeadingQP.com), [www.LQP.ca](http://www.LQP.ca)