



65W Series Desktop Switching Power Supply



Model	Input	Output
GFP651DA Series  Will meet CEC (California Energy Commission) Requirements soon	AC90V~264V	5V/4.5A-6.0A
		6V/4.0A-5.5A
		7.5V/4.0A-5.0A
		8V/3.0A-5.0A
		9V/2.8A-5.0A
		10V/3.0A-4.5A
		12V/3.9A-4.0A
		14.5V/1.5A-3.3A
		15V/1.5A-3.3A
		16V/2.5A-3.5A
		17V/1.5A-3.0A
		18V/2.0A-3.2A
		19V/1.5A-3.0A
		20V/1.5A-2.8A
24V/1.0-2.5A		

Safety
UL/CUL, GS, CE, CB, FCC

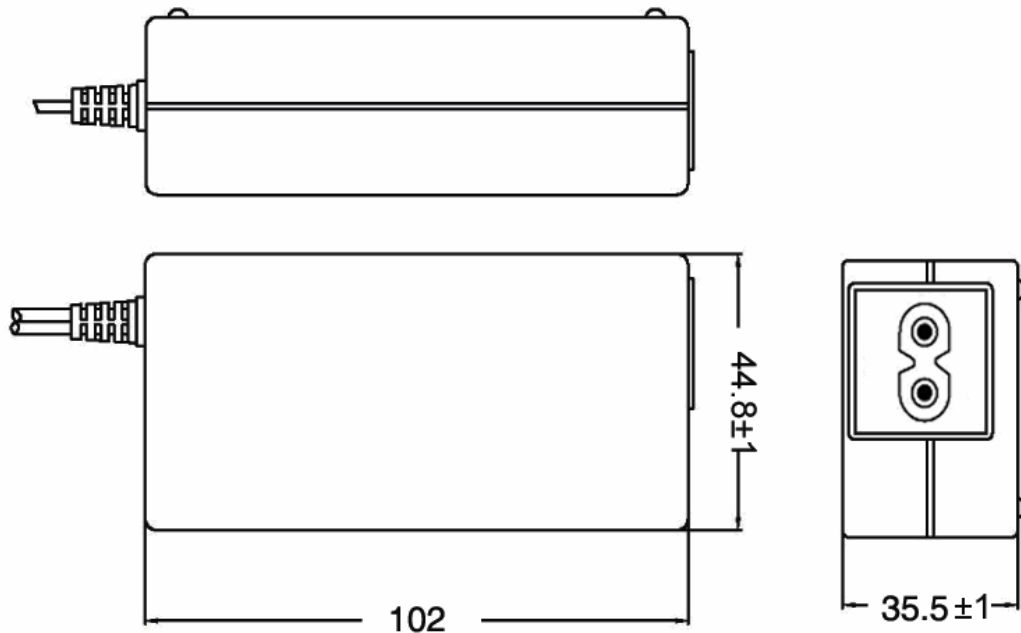
Input /Output Specification				
ITEM	SPECIFICATION	MIN	TYP.	MAX
Input Voltage	Single Phase (Unit: VAC)	100		240
Input Voltage Range	Single Phase (Unit: VAC)	90		264
Input Frequency	Single Phase (Unit: Hz)	47	50/60	63

Input Current	Typical Input Voltage & Output at Full Road (Unit: mA)			350
Ac Inrush Current	Typical Input Voltage & Output at Full Road, 25°C			30A
Efficiency	Typical Input Voltage & Output at Full Road	70%		
Output Power	65W			
Output Voltage	5V-24V			
Over Voltage Protection	120%min			
Over Current Protection	120%min			
Short Protection	Auto Recovery			
Load Regulation	±5%			

General Specification

Operating Temp	0°C~40°C
Storage Temp	-20°~85°C
Operating Relative Humidity	5~95%RH
WithStanding Voltage	AC 3000V(Min), 5mA(Max)
Insulation Resistance	DC 500V 100MΩ(Min)

Dimension



Other types of input connector are also available

North America Office:
L.Q.P. Enterprises Co., LTD.
 175-5489 Byrne Road,
 Burnaby, B.C. V5J 3J1 Canada
 TEL: (604)451-7899 FAX: (604)451-7858
www.LeadingQP.com, www.LQP.ca